

ALUNIFLEX 1000

Aluminium structured add-a-room for roll-up awning.

Sash clear vinyl windows can be opened at 1/3 or 2/3 from wall height. The bottom section of the wall (1/3) is made with white vinyl. The walls are 77" high. The door guides go completely around the add a room, thus allowing you to position the door wherever desired. The skirt and the side fabrics are white.

The Aluniflex walls 1000 must be installed on a perfectly level patio and straight with the RV wall.

General information


- Projection will adapt from 86" to 99 7/8".
- The additional door option only consists of the door frame with the door handle. Simply replace one of the walls by the door frame and then place the wall into the door guides.
- The front consists of walls of 22 7/8", 34 7/8" and 46 7/8". The side walls will vary from 41 3/8" to 44 3/8".
- A front door will be 46 7/8" or 34 7/8". A side door will be from 41 3/8" to 44 3/8".
- The skirt that hides the bottom of the RV has a height of 28" by the width of the add-a-room. The skirting measures 18" high by 72" long.

IMPORTANT; See the following page for measuring details according to KIT A and KIT B.

Kit A (Standard awning)



Kit B (Electric awning or non standard measurements)



Aluniflex 1000 add-a-room (Kit A included)

Prod. No.	Add-a-room width	Awning width	CTL. No.	Retail
1281000-08	8' 1 1/8"	10'	UN27001795D43	2459,50\$
1281000-09	9' 1 1/8"	11'	UN27001967D33	2694,97\$
1281000-10	10' 1 1/8"	12'	UN27001976D47	2707,49\$
1281000-11	11' 1 1/8"	13'	UN27002015D17	2760,50\$
1281000-12	12' 1 1/8"	14'	UN27002040D69	2795,47\$
1281000-13	13' 1 1/8"	15'	UN27002212D00	3030,14\$
1281000-14	14' 1 1/8"	16'	UN27002222D96	3045,15\$
1281000-15	15' 1 1/8"	17'	UN27002260D40	3096,43\$
1281000-16	16' 1 1/8"	18'	UN27002298D57	3148,72\$
1281000-17	17' 1 1/8"	19'	UN27002470D46	3384,20\$
1281000-18	18' 1 1/8"	20'	UN27002482D57	3400,77\$
1281000-19	19' 1 1/8"	21'	UN27002520D00	3452,06\$
1281000-20	20' 1 1/8"	22'	UN27002544D76	3485,98\$
1281000-21	21' 1 1/8"	23'	UN27002702D86	3702,54\$
1281000-22	22' 1 1/8"	24'	UN27002726D49	3734,92\$
1281000-23	23' 1 1/8"	25'	UN27002764D48	3786,96\$

Kit B (Replaces the Kit A)

To be added to the regular price of the Aluniflex 1000 add-a-room.

Prod. No.	Description	CTL. No.	Retail
1281000B	Kit B Aluniflex 1000 electric awning	UN27000133D22	182,50\$

Only upon purchasing a complete add-a-room.

Option

Prod. No.	Description	CTL. No.	Retail
1151000-3	Add. front door (Frame)	UN27000142D35	195,00\$
1151000-1	Add. side door (Frame)	UN27000142D35	195,00\$
1151000-5	Tinted vinyl windows (per front LFT)	UN27000007D30	10,00\$ /LFT
1151000(**)	Colored vinyl walls (per front LFT)	UN27000007D30	10,00\$ /LFT

(**) Colors. Bottom of walls (\$)

50 White Standard (N/C)	52 Grey	56 Burgundy	60 Conifer green
	51 Beige	55 Brown	57 Blue



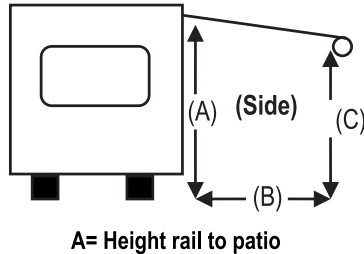
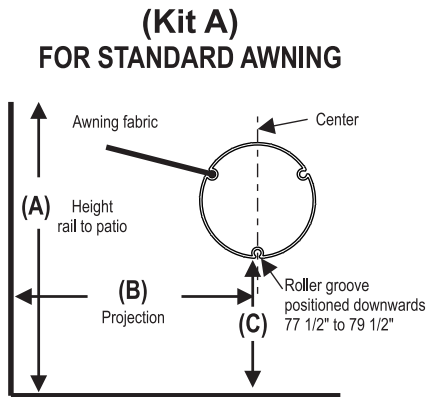
Freight is not included. A set amount of 180\$ must be added to the cost of the product.

Packaging: 1 carton tube (tracks), 2 boxes (walls and wall joints), 1 box (curved rafters), 1 box (side fabrics, skirt, skirting and DVD)



THE ROLLER TUBE MUST BE ROTATED ACCORDING TO THE KIT YOU CHOSE.

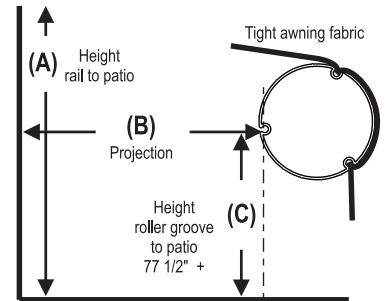
Note: The projection will vary depending upon the positioning of the awning roller tube for Kit A or Kit B.



A= Height rail to patio
B= Projection (Different according to Kit A or Kit B)

C= Height awning roller groove to patio
(Different according to Kit A or Kit B)

(Kit B)
FOR ELECTRIC AWNING OR NON STANDARD MEASUREMENTS



For standard awning. (Kit A)

Height from underneath the awning roller to patio (C) must be between 77 1/2" and 79 1/2". Measurements from awning rail to patio (A) from 88" to 120".

Be sure to position the awning roller groove according to the Kit A diagram (roller groove downwards)

If you cannot meet these measurements, choose Kit B.

Included in Kit A:

- A flexible PVC roller joint
- Standard side fabrics. (Height 48")



For electric awning or non standard measurements. (Kit B)

Height from awning roller groove to patio (C) must be from 77 1/2" and more. Measurements from awning rail to patio (A) 88" or more.

Be sure to position the awning roller groove according to the Kit B diagram (roller groove facing RV)

The 8' 1 1/8" add-a-room ordered with Kit B cannot have a front door.

Included in Kit B:

- Custom made roller joint fabric
- Custom made side fabrics
- Two #17 pipes (7/8" x 54") which will be screwed to the wall joints.



TECHNIQUE Kit B

Any electrical or manual device permitting to operate automatically the awning must be deactivated when an add-a-room is installed on this type of awning.

DOOR AND FRAME

The door will replace either one front or side wall.

Sizes of side walls will vary according to projection.

AWNING WALLS

AWNING WALLS	FRONT WALL 22 7/8"	FRONT WALL 34 7/8"	FRONT WALL 46 7/8"	SIDE WALL	DOOR AND FRAME	CURVED RAFTER	
10'	8' 1 1/8"		2	4	1	4	
11'	9' 1 1/8"		3	4	1	4	
12'	10' 1 1/8"	1	2	4	1	4	
13'	11' 1 1/8"		1	2	4	1	4
14'	12' 1 1/8"			3	4	1	5
15'	13' 1 1/8"		3	1	4	1	5
16'	14' 1 1/8"	1	3	4	1	5	
17'	15' 1 1/8"		1	3	4	1	5
18'	16' 1 1/8"			4	4	1	6
19'	17' 1 1/8"		3	2	4	1	6
20'	18' 1 1/8"	1	4	4	1	6	
21'	19' 1 1/8"		1	4	4	1	6
22'	20' 1 1/8"			5	4	1	7
23'	21' 1 1/8"	1	1	4	4	1	7
24'	22' 1 1/8"	1		5	4	1	7
25'	23' 1 1/8"		1	5	4	1	7